



GARAGE DOOR & ENTRANCE DOOR

Product Catalogue





About Us

Teza Doors is a family-owned company recognized for its nationwide market leadership in premium entrance and garage door solutions. At Teza Doors, our customers come first—we are committed to providing a seamless, elevated experience from design consultation to final installation. Our mission is simple: deliver service and craftsmanship that exceed expectations.

With years of engineering and manufacturing expertise, Teza Doors specializes in luxury entrance and garage doors that combine striking design with industry-leading performance. Every door is custom-built to fit your home or business, ensuring a perfect balance of style, security, and durability.

Our entrance and garage doors are designed to enhance curb appeal while providing superior protection. From modern minimalist steel panels to classic wood-inspired finishes, our designs elevate any architectural style. Using high-performance materials, advanced security systems, and custom finishes, we create doors that are weather-resistant, energy-efficient, and built to last.

Steel Garage Door

Crafted from 2" double-layer 24-gauge galvanized steel, this door combines exceptional strength with a sleek, corrosion-resistant finish. Its R10 high-density EPS foam core ensures superior insulation and noise reduction, while optional 6mm tempered or laminated glass enhances natural light and security. Heavy-duty hinges, reinforced tracks, and sealed nylon rollers provide smooth, reliable operation. A durable aluminum bottom retainer with a heavy vinyl seal offers strong protection against dust, debris, and moisture—all backed by a 5-year warranty for lasting peace of mind.

Available Finishes

Glass Options:
Frosted Glass
Black Glass
Clear Glass

In Stock Colors:
Black , White
Custom color option available
upon request.






Frameless Glass Garage Door

Step into the future of architectural elegance with our all-glass garage door—an icon of contemporary luxury and innovation. Meticulously crafted from laminated glass panels, it redefines the boundaries of modern design while seamlessly complementing any architectural style. Beyond its striking beauty, it offers the perfect balance of sophistication, durability, and effortless functionality, inviting you to elevate the character of your space with a bold architectural statement.

Available Finishes

Laminated Black Glass: Provides a sleek, modern appearance with complete privacy and security.





Framed Glass Garage Door

Redefine elegance and security with our framed glass aluminum garage door—a modern statement piece that blends architectural sophistication with lasting strength. Built from premium-grade aluminum, it delivers exceptional durability, corrosion resistance, and low maintenance. The sleek framed glass panels create a light-filled, contemporary aesthetic while ensuring privacy and security. Designed for smooth, reliable operation with advanced weather sealing, this door is available in multiple glass and finish options to complement any property.

Available Finishes

Glass Options:
Frosted Glass
Black Glass
Clear Glass

Color Options:
Black
White
Silver





Fold Up Garage Door

Introducing the latest innovation in modern garage architecture – the Fold-Up Garage Door. Sleek, sophisticated, and engineered for seamless functionality, this new design has quickly become one of the most sought-after styles in luxury homes and contemporary spaces. Unlike traditional overhead doors, the fold-up system creates a bold architectural statement while maximizing convenience and space efficiency. Its smooth upward folding motion is both practical and visually striking, transforming your garage into an extension of your home's design.

Available Finishes

Laminated Black Glass: Provides a sleek, modern appearance with complete privacy and security.





Aluminum Garage Door

The All-Aluminum Garage Door is a true testament to strength, elegance, and enduring design. Constructed entirely from premium-grade aluminum, it provides outstanding durability, corrosion resistance, and long-term performance in any climate. Its minimalist form delivers a timeless aesthetic that complements both modern architectural lines and traditional home designs. Structurally strong, this door ensures smooth, reliable operation while requiring minimal maintenance. With customizable finishes and panel styles available, the All-Aluminum Garage Door offers a perfect balance of sophistication, resilience, and lasting beauty for any property.

Available Finishes

Glass Options:
Black Glass

In Stock Colors:
Black
Custom color option available
upon request.









Discover the Future of Entry Doors


Experience the ultimate transformation in home entry with our next-generation doors, crafted to combine elegance, security, and innovation. No more fumbling with keys—our intelligent keypads are engineered with cutting-edge biometric technology that recognizes you instantly. With a simple fingertip scan or advanced facial recognition, your home welcomes you effortlessly while keeping unwanted guests out. Every detail is designed for a seamless lifestyle: sleek modern finishes, whisper-quiet mechanisms, and unparalleled security. This is more than just a door—it's a statement of sophistication, a guardian of your safety, and the future of how you enter your home.





85 Series Hinge Door

The Hinge Door embodies timeless sophistication, offering a perfect balance of tradition and modern refinement. Built from premium materials, it delivers lasting strength and durability while showcasing elegant textures that enhance the atmosphere of any home. Every door is the result of masterful craftsmanship, where advanced production techniques are paired with hand-finished detail to create a piece of enduring beauty. Designed for effortless functionality, the Hinge Door is equipped with the latest intelligent locking systems, ensuring seamless operation and uncompromising security. With a diverse range of customizable finishes, colors, and styles, it adapts beautifully to both classic and contemporary interiors.





85 Series Pivot Door

The Pivot Door stands as a bold architectural statement, merging innovation with timeless elegance. Crafted from the finest raw materials, it ensures exceptional durability while highlighting refined textures that elevate the character of any space. Each piece reflects meticulous craftsmanship, where precision engineering meets hand-finished artistry, resulting in a door that is as enduring as it is beautiful. Beyond aesthetics, the Pivot Door integrates advanced intelligent lock systems, offering seamless functionality and uncompromising security. Its design embraces personalization, with a wide selection of colors, textures, and finishes available to complement both modern and classical styles.





Designed to Fit Your Style


Entry doors today are highly customizable, giving homeowners the freedom to design an entrance that perfectly matches their style, personality, and space. Far from being just a functional element, the front door sets the tone for the entire home—it's the first feature guests notice and the last impression they take with them. Modern entry doors are available in a wide range of colors and finishes, from bold, modern tones that make a dramatic statement to timeless wood grains that bring warmth and character. This variety allows homeowners to either complement the existing exterior design or create a striking focal point that enhances curb appeal.





The Ultimate All-Glass Entry Door

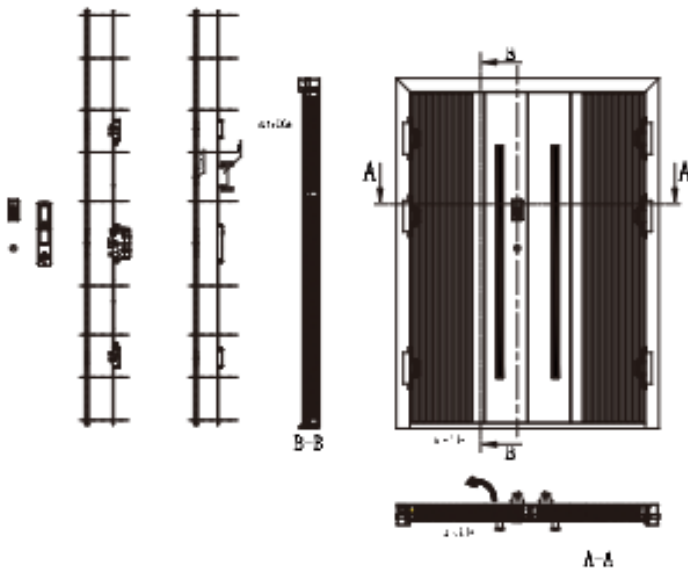
Step into modern design with our precision-engineered laminated all-glass entry door, where architectural elegance meets uncompromising safety. Designed for both residential and commercial spaces, this door combines crystal-clear aesthetics with advanced structural performance. At the core is laminated safety glass—two or more panes bonded with a resilient interlayer (PVB or SGP). This not only enhances impact resistance and prevents shattering, but also ensures the glass holds together upon breakage, offering superior security, sound insulation, and UV protection.





Doors That Last a Lifetime

Our entry doors are engineered to be as durable as they are beautiful, crafted from premium aluminum with advanced thermal break technology. This innovative construction ensures superior insulation, keeping your home comfortable year-round while dramatically reducing energy loss. Each door is finished with a precision-applied powder coat, creating a sleek, flawless surface that resists fading, chipping, and weathering—even in the harshest conditions. The result is a door that not only stands strong against the elements but also retains its refined, modern appearance for years to come.





Real Wood Style, Smart Savings

Get the beauty of a real wood door at a fraction of the cost. Our premium aluminum door is wrapped in a high-definition wood-style film that captures every grain, tone, and texture of natural timber—so authentic it's hard to tell the difference. This advanced finish resists fading, peeling, and warping, giving you the timeless look of wood with none of the upkeep. Behind the elegant wood-look surface is a robust aluminum core designed to handle years of daily use and all kinds of weather. It won't rot, swell, or crack, ensuring long-term strength and security. The door's excellent thermal insulation helps maintain indoor comfort and reduces energy costs, while the low-maintenance exterior simply wipes clean—no sanding, staining, or sealing required.







(818)818-6001



sales@tezadoors.com



www.Tezadoors.com



4943 Telegraph Rd
Los Angeles, CA 90022



8210 Haskell Ave
Van Nuys, CA 91406

