



# TEZA 55 Series

## Fold-Up Window

Elevate Your View, Your Way.



**The TEZA 55 Series Fold-Up Window blends style and durability with adjustable height and customizable glass options for any space.**

## Product Overview

The TEZA 55 Series Fold-Up Window is designed for both style and performance. Featuring a foldable aluminum alloy frame with a composite film layer, it offers increased durability, corrosion resistance, and weather protection. The window can be adjusted to any height for customized ventilation and access, making it versatile for different applications. Customizable glass options such as frosted glass and smart glass provide additional flexibility for privacy and design.

## Limitations:

The TEZA 55 Series Fold-Up Window is available in widths ranging from 30” to 100” and heights from 30” to 78”. It is crucial to adhere to these size limitations to maintain structural integrity and ensure smooth operation. Any installation outside of these specified dimensions may impact functionality, performance, and the longevity of the window

## Energy Efficiency

**\*\* Non-thermal break \*\***

The TEZA 55 Series Awning Window boasts a U-value of 0.30 for standard low-E, dual-pane glass, ensuring excellent energy efficiency. The glass can be customized with various coatings, tints, and thicknesses to enhance privacy and protection.

## Performance Chart

Frame Material	Aluminum 6063-TS
Frame Thickness	1.72mm DSLS115ZB-02A
U-Factor	0.30
Argon Fill	90%
Solar Heat Gain Coefficient	0.23
Visible Transmittance	0.51
Air Leakage	0.30
Sound Performance	0.30
Wind Load Resistance	77 mph

## Inspection Report

No.	Inspection Item	Unit Symbol	Standard Requirement	Inspection Result	Result
1	Mg	%	0.45-0.9	0.46	Qualified
2	Si	%	0.20-0.6	0.38	Qualified
3	Fe	%	≤0.35	0.16	Qualified
4	Cu	%	≤0.10	0.03	Qualified
5	Zn	%	≤0.10	0.03	Qualified
6	Mn	%	≤0.10	0.03	Qualified
7	Cr	%	≤0.10	0.02	Qualified
8	Ti	%	≤0.10	0.03	Qualified

## Glass Options

### -Clear Glass (1/4" - 5mm)

Clear glass offers transparency and excellent visibility, allowing natural light to flood interior spaces.

### -Insulation Glass (Online) (1/4" - 5mm)

This glass integrates low emissivity (low-e) properties directly into its composition, enhancing performance and durability.

### -Low-E 2 Glass (Offline) (1/4" - 5mm)

TEZA's Low-E3 Glass is designed to reject solar heat while maintaining visibility and offering exceptional fading protection. It adapts to various climates and blocks 85% of harmful UV rays.

### -Low-E 4 Glass (Offline) (1/4" - 5mm)

TEZA Low-E4 Glass offers enhanced light transmittance combined with superior solar control. It reflects heat back into the home in winter and blocks 90% of solar heat. It includes 20% more tint visibility than standard glass.

### -Triple Panel Glass (1/4" - 5mm)

Each pane of glass is separated by an air gap, enhancing sound absorption and blocking sound transmission. This design reduces outside noise infiltration into interior spaces.

Glass Type	U-Factor How well a product prevents heat from escaping.	Solar Heat Gain Coefficient How well a product blocks heat caused by sunlight.	Visible Light Transmittance How much visible light comes through a product.	UV Protection How well a product blocks ultraviolet rays.
Insulation Glass (Online)	★★★★☆	★★★★☆	★★★★☆	★★★★☆
Low-E 2 Glass (Offline)	★★★★☆	★★★★☆	★★★★☆	★★★★☆
Low-E 4 Glass (Offline)	★★★★★	★★★★☆	★★★★☆	★★★★☆
Triple Panel Glass	★★★★★	★★★★★	★★★★★	★★★★★


Dual Insulating Glass Construction	STC	OITC*	Frequency (Hz)															
			100	125	160	200	250	315	400	500	630	800	1000	1250	1600	2000	2500	3150
			Sound Transmission Loss ( bB)															
1" overall- ¼", glass, ½", airspace, ¼" glass	35	30	27	24	29	22	22	25	30	33	35	35	38	40	42	37	37	43
1" overall- ¼", glass, ½", airspace, ¼" glass	38	31	27	23	28	21	27	29	34	35	37	37	41	43	45	44	39	46
Triple Insulating Glass Construction	STC	OITC*	Frequency (Hz)															
			100	125	160	200	250	315	400	500	630	800	1000	1250	1600	2000	2500	3150
			Sound Transmission Loss ( dB)															
1- ¾" overall – ¾" glass, ½" airspace, ¼" glass, ½" airspace, ¼" glass	39	31	25	22	29	24	25	29	34	37	40	40	43	46	48	47	41	47
2- ¾" overall – 3/8" glass, ¾" airspace, 5/16", glass ¾" airspace, 1/4" glass, 0.60" PVB, ¼" glass	45	35	33	30	34	37	39	43	44	45	46	46	43	41	43	49	55	57




## Finishes and Colors

Our finishes come in both in-stock and designer selections, and can be customized to match almost any color. Standard options include Bronze Anodized and Satin Anodized, featuring a Class 1 coating thickness for enhanced smoothness and durability. Our designer colors boast a high-quality paint finish that meets the AAMA-2605 rating, the highest standard for organic finishes.

### Color Choice



**Cartier Black**



**Cartier White**



**White Oak**




**Cartier Silver**




**Ash**




**Hainan Scented  
Rosewood**




**Gold Oak**



**Walnut Wood**




**Mocha Coffee**



**Cartier Dark Coffee**



**Indians Red Oak**

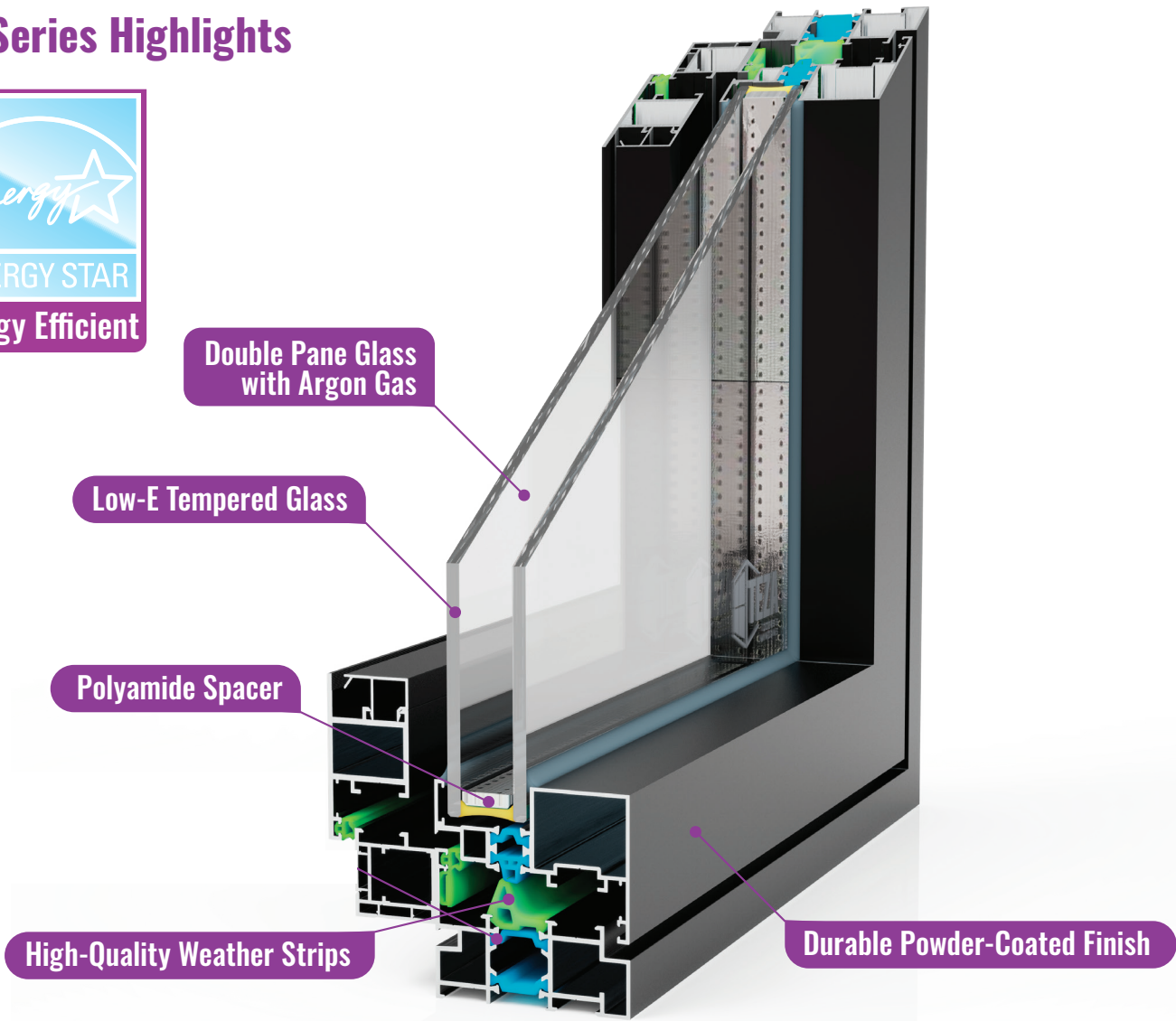


**Ferrero Gray**

### Grille Options

<b>Sizes</b>	10mm*15.6mm, 35mm*24.5mm, 14.8mm*26mm, 12mm*20mm, 10mm*19mm, 10mm*15mm
<b>Style</b>	<b>Full Divided Light, Simulated Divided Light, Convenient Cleaning Options</b>
<b>Permanent Exterior Permanent Interior with Spacer</b>	<b>Full Divided Light</b> An authentic look with full divided light grilles that are permanently applied to the interior and exterior of your patio door with spacer between the glass.
<b>Permanent Exterior Permanent Interior</b>	<b>Simulated Divided Light</b> Simulated divided light offers permanent grilles on the exterior and interior with no spacer between the glass.
<b>Permanent Exterior Removable Interior</b>	
<b>Removable Interior Grille</b>	<b>Convenient Cleaning Options</b> Removable interior grilles are easy to detach for cleaning. They are installed between the glass panels and come with a contoured profile of either 1" or ¾".
<b>FineLight Grilles Between the Glass</b>	

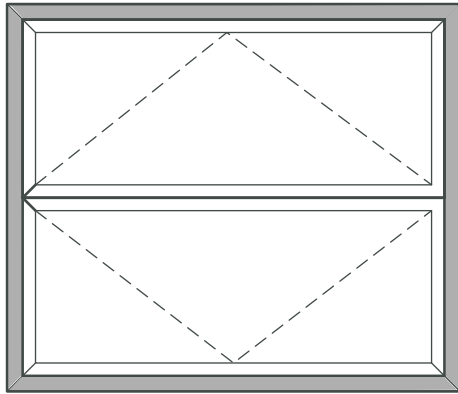
# 55 Series Highlights



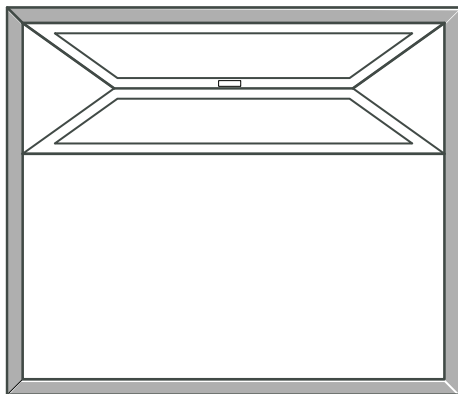
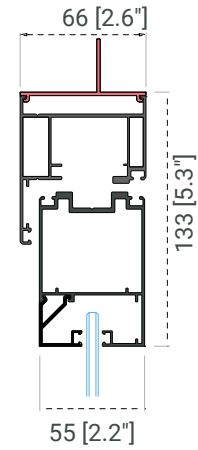
## TEZA 55 Series Fold-Up Window

Feature	TEZA 55 Series Fold-Up Window
Design	Foldable, Adjustable Height
Material	High-Quality Aluminum Alloy
Glass Options	Customizable (Smart Glass, Frosted Glass)
Weather Protection	Yes
Ventilation	Customizable with adjustable height
Minimum Width	30"
Maximum Width	60"
Minimum Height	30"
Maximum Height	52"

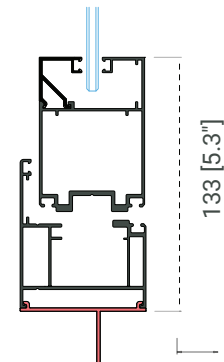
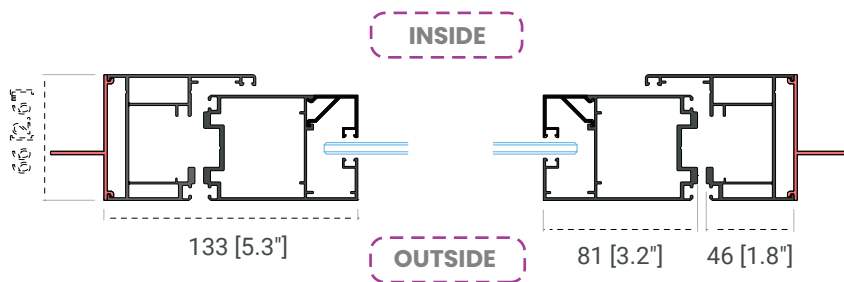
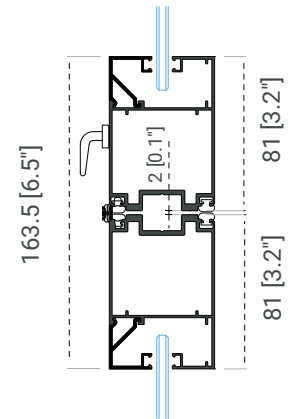
# TEZA 55 SERIES FOLD UP WINDOW



**CLOSED**

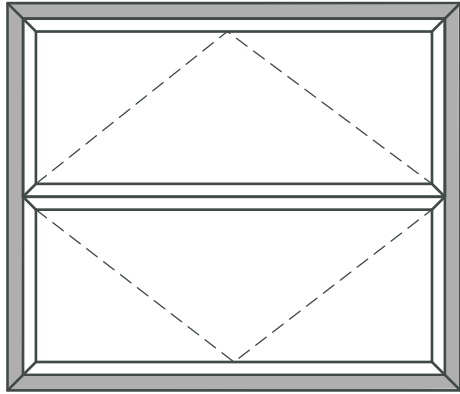


**OPEN**

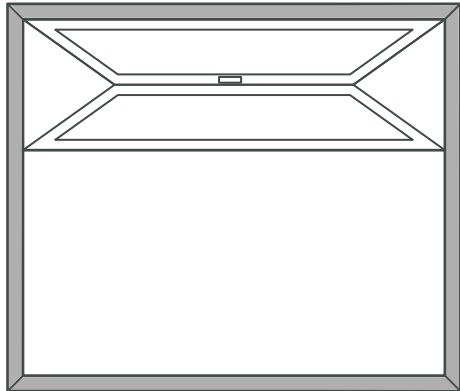


# TEZA 55 SERIES FOLD UP WINDOW

## Retractable Screen

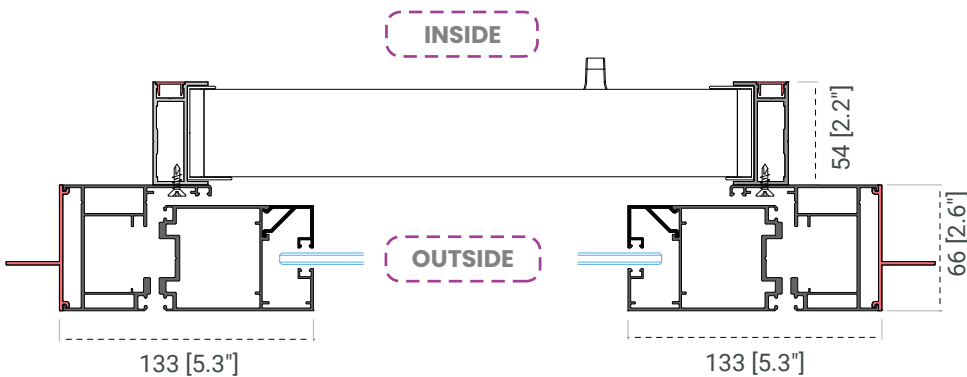
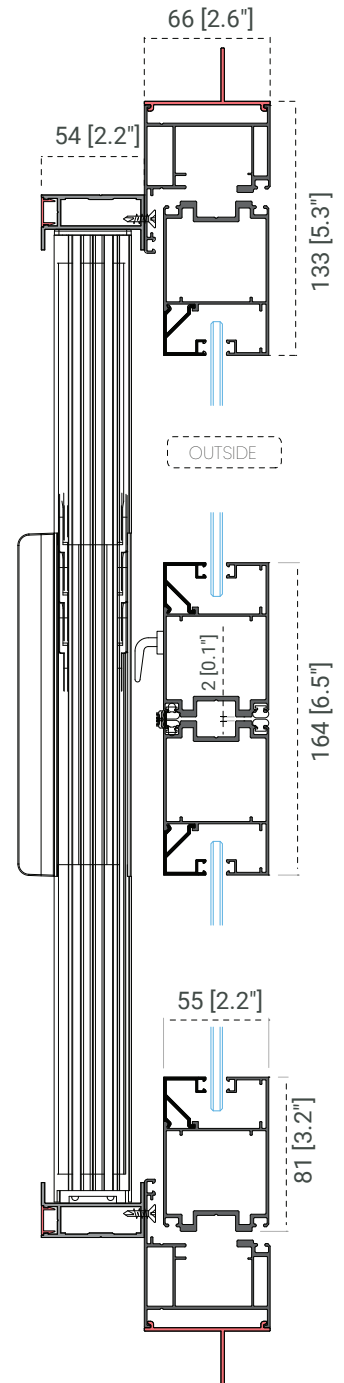


**CLOSED**



**OPEN**

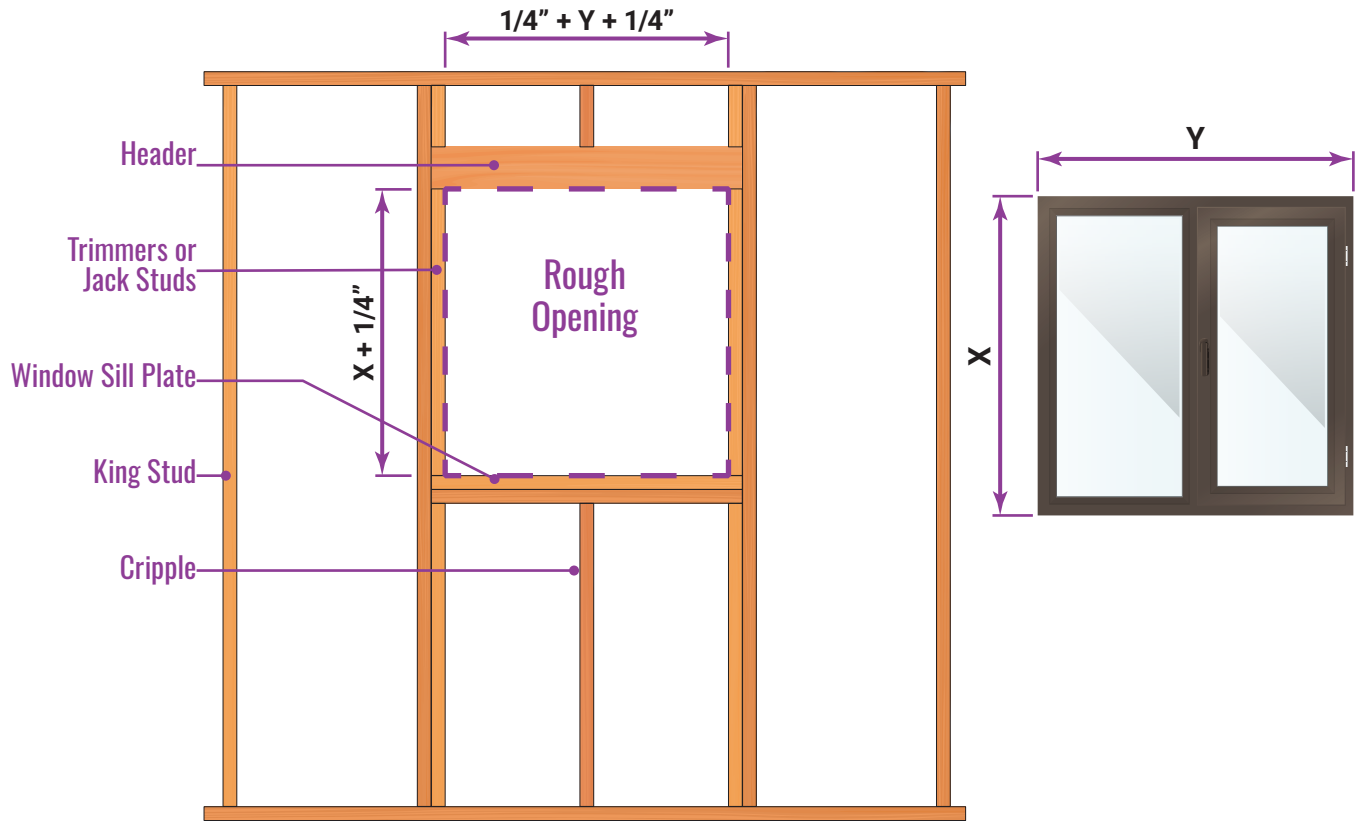
**Retractable Screen**



## Measurements and Rough Opening

TEZA products sizes behind the frame to frame, and sizes on the invoice will be exact sizes of products. For rough opening requires  $1/4"$  to each

Installation is the sole responsibility of the distributor, user contractor, or their representative.



## Inspection Report

No.	Inspection Item	Unit Symbol	Standard Requirement	Inspection Result	Result
1	<b>Mg</b>	%	0.45-0.9	0.46	Qualified
2	<b>Si</b>	%	0.20-0.6	0.38	Qualified
3	<b>Fe</b>	%	$\leq 0.35$	0.16	Qualified
4	<b>Cu</b>	%	$\leq 0.10$	0.03	Qualified
5	<b>Zn</b>	%	$\leq 0.10$	0.03	Qualified
6	<b>Mn</b>	%	$\leq 0.10$	0.03	Qualified
7	<b>Cr</b>	%	$\leq 0.10$	0.02	Qualified
8	<b>Ti</b>	%	$\leq 0.10$	0.03	Qualified



## Notes

- All TEZA window series flanges are included.
- Flanges are 1" in height and installed with screws.
- For rough opening size, allow a minimum 1/4" gap between the window and rough opening.
- All dimensions are in feet and inches.
- All dimensions are to be checked on site.
- Any discrepancy between the architectural drawing and other drawings relevant for construction should be notified before commencement.
- Sill pans are required by code for doors and windows.



TEZA's aluminum products are exceptionally recyclable. In fact, aluminum is one of the most recyclable materials on the planet, capable of being recycled repeatedly without losing its quality or integrity.



(818)818-6001



[sales@Tezadoors.com](mailto:sales@Tezadoors.com)

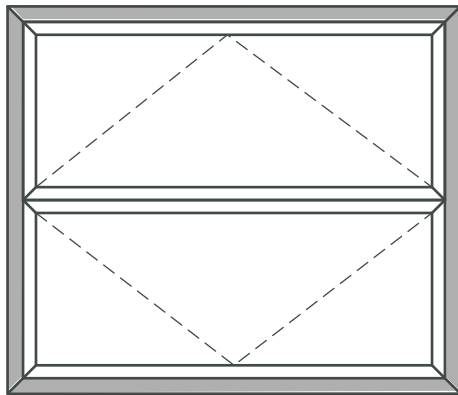


[www.Tezadoors.com](http://www.Tezadoors.com)

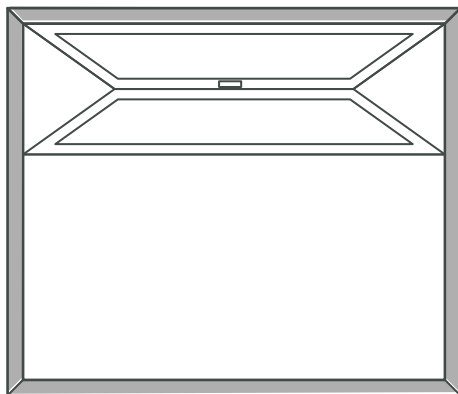


4943 Telegraph Rd  
Los Angeles, CA 90022

## TEZA 55 SERIES FOLD UP WINDOW



**CLOSED**



**OPEN**

