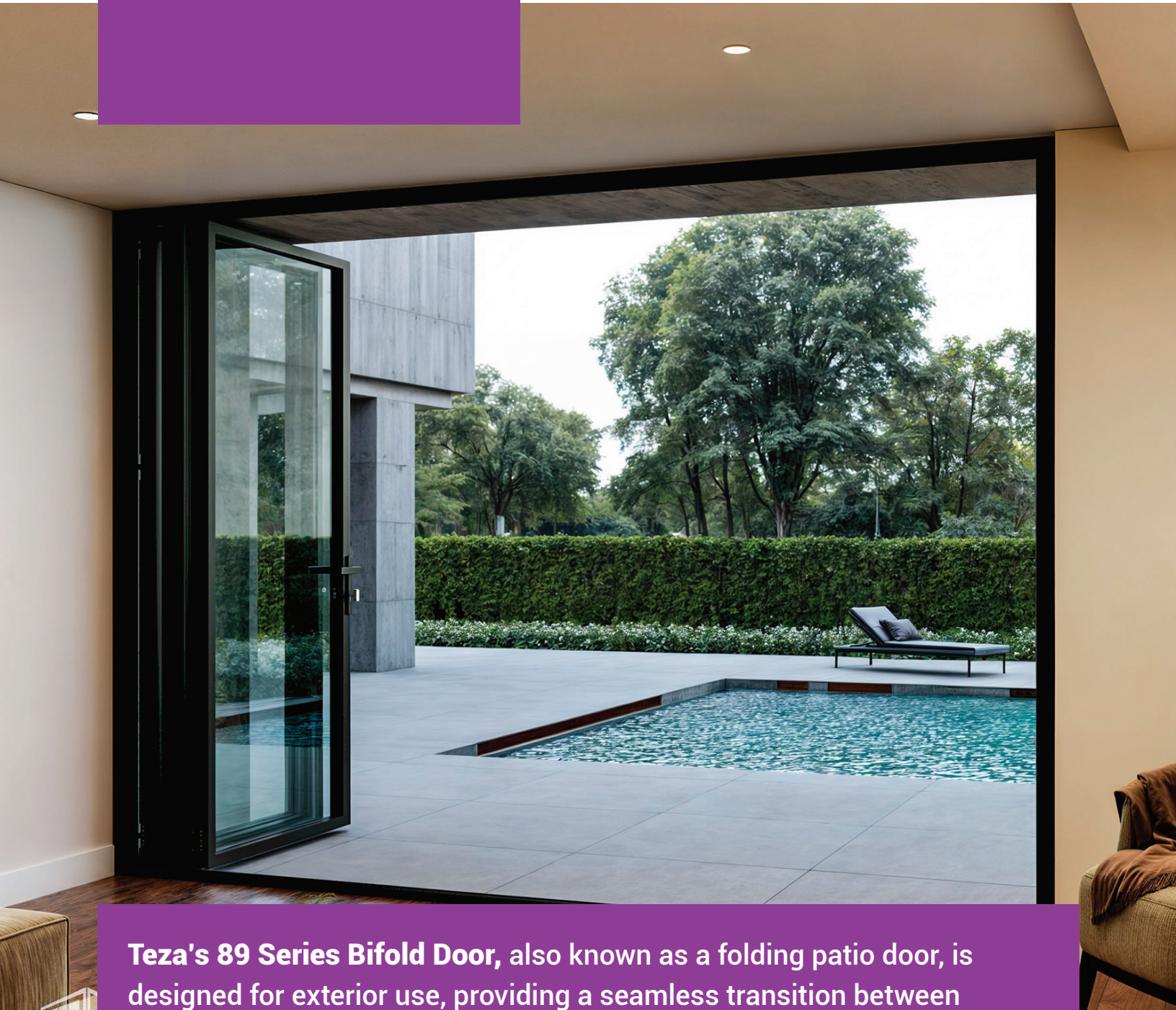


Teza 89 Series Folding Door



Teza's 89 Series Bifold Door, also known as a folding patio door, is designed for exterior use, providing a seamless transition between indoor and outdoor living spaces.

Product Overview

The **TEZA 89 Series Bi-Fold Door** delivers modern elegance and top-tier performance, ideal for contemporary interiors and exteriors. Designed for harsh environments, it features foam-filled aluminum profiles for enhanced insulation, ensuring year-round energy efficiency and indoor comfort. Built with precision, this series combines medium-duty German hardware, a 3-point locking system, hidden hinges, and flush interior handles for a secure, smooth, and clean look.

Available with customizable glass options such as smart glass and frosted finishes, the TEZA 89 Series balances beauty and practicality in equal measure. It supports **individual panel widths from 20" to 40" and heights from 47" to 138", with configurations from 2 to 8 panels**—making it a flexible, high-performing solution for any modern living space.

Energy Efficiency

Glass can be clear or customized with coatings like Low E2 and Low E4 to enhance energy efficiency and comfort. These Low-E coatings reflect infrared heat, helping keep interiors cooler in summer and warmer in winter, while still transmitting visible light. They also improve insulation and reduce UV rays that can fade furniture. When combined with thermally broken aluminum frames, which provide additional insulation, these features significantly improve the thermal performance of windows and doors, resulting in increased energy savings, lasting comfort, and added value for both residential and commercial spaces.

Performance Chart

Frame Material	Aluminum 6063-TS
Frame Thickness	1.72mm DSLS115ZB-02A
U-Factor	0.30
Argon Fill	90%
Solar Heat Gain Coefficient	0.23
Visible Transmittance	0.51
Air Leakage	0.30
Sound Performance	0.30
Wind Load Resistance	77 mph

Inspection Report

No.	Inspection Item	Unit Symbol	Standard Requirement	Inspection Result	Result
1	Mg	%	0.45-0.9	0.46	Qualified
2	Si	%	0.20-0.6	0.38	Qualified
3	Fe	%	≤0.35	0.16	Qualified
4	Cu	%	≤0.10	0.03	Qualified
5	Zn	%	≤0.10	0.03	Qualified
6	Mn	%	≤0.10	0.03	Qualified
7	Cr	%	≤0.10	0.02	Qualified
8	Ti	%	≤0.10	0.03	Qualified

89/95/85 Series Bifold Doors Comparison Table

Feature	89 Series	95 Series	85 Series
Price	\$\$\$	\$\$\$	\$
Size Flexibility	168W x 138H	Any Size	168W x 138H Max
Panel Sizes	40"	40"	40"
Foam Filling	Yes	Yes	No
Hardware Type	German-Made Medium Duty	U.S.-Made Heavy Duty	Clayson Normal Duty
Locking System	3-Point	5-Point	3-Point
Bottom Track Height	¾ inch	1 inch	1 inch
Weather Strips per Panel	5	3	1
Hinges	Hidden	Exposed	Hidden
Handle Type	Flush	Exposed	Flush
Ramp Option	Yes	Yes	No
Hardware Durability	Medium Duty	Heavy Duty	Normal Duty
Glass Customization	Yes	Yes	Yes
Panel Minimum	2 Panels	3 Panels	2 Panels
Screen Add-On	Yes	Yes	Yes
Design	Super Slim Design	Heavy Duty Design	Clean Design
Most Popular For	Homeowners/Contractors	Homeowners	Budget Buyers
Insulation Level	High	High	Moderate
Thermal Broken	Yes	Yes	Yes
Corner Option	Yes	No	Yes
Low Track	Not Thermal Broken	Not Thermal Broken	Not Thermal Broken
High Track	Thermal Broken	Thermal Broken	Thermal Broken

Glass Options

Standard

DUAL-PANE INSULATED GLASS (1/4" - 5mm/pane)

This high-performance double glazing system features two glass panes separated by an argon-filled gap, significantly reducing heat transfer. This advanced insulation enhances energy efficiency, indoor comfort, and lowers energy costs, making it a smart choice for any building.

Custom

TRIPLE-PANE INSULATED GLASS (1/4" - 5mm/pane)

TEZA's TRIPLE-PANE GLASS features an advanced multi-pane design, offering exceptional thermal insulation that significantly outperforms standard glass. The additional layers of glass, separated by argon-filled air gaps, minimize heat and cold transfer, helping maintain indoor temperatures for greater comfort and long-term energy savings. This system also enhances noise reduction, while providing increased security and durability against impacts and harsh weather conditions.

Standard

LOW-E2 GLASS (OFFLINE) (1/4" - 5mm/pane)

TEZA's LOW-E2 GLASS is designed to minimize heat loss in winter and reduce heat gain in summer while maintaining excellent visibility and year-round energy efficiency. It adapts to various climates, blocking 85% of harmful UV rays and 65% of re-radiated solar heat, ensuring a comfortable and energy-efficient indoor environment.

Custom

LOW-E4 GLASS (OFFLINE) (1/4" - 5mm/pane)

TEZA's LOW-E4 GLASS delivers exceptional energy efficiency by reflecting heat back into the home while blocking 90% of harmful UV rays and 72% of solar heat. Designed for superior insulation and solar control, it also provides better insulation than standard glass and enhances soundproofing, making it an ideal choice for various climates.

Custom

HIGH-ALTITUDE INSULATED GLASS (1/4" - 5mm/pane)

TEZA's HIGH-ALTITUDE GLASS is specifically engineered for use in elevated areas above 2,000 feet. Instead of argon gas, it features integrated capillary tubes that equalize pressure between the glass panes, preventing issues like bowing and breakage caused by lower atmospheric pressure. This specialized design ensures durability, longevity, and optimal performance in high-altitude environments.

Custom

LAMINATED GLASS (1/4" - 5mm/pane)

Teza Laminated Glass is a safety glass designed specifically for windows and doors, featuring two or more panes bonded with a durable interlayer, typically polyvinyl butyral (PVB). This construction ensures that the glass remains intact when shattered, enhancing safety and preventing injury. Ideal for residential and commercial applications, Teza Laminated Glass also offers improved noise reduction and weather resistance, making it a reliable choice for any window or door setting.

Standard

Double Tempered Glass (1/4" - 5mm/pane)

Teza Double Tempered Glass features two panes of heat-treated glass separated by a sealed airspace, enhancing strength and safety. It shatters into small, blunt pieces if broken, reducing injury risk. The sealed airspace improves thermal insulation and energy efficiency, making it ideal for windows and doors in any area, including fire zones, where safety and durability are paramount.

Glass Type	U-Factor Reduces heat loss.	Solar Heat Gain Coefficient Limits solar heat	Visible Light Transmittance Controls light passage.	UV Protection Blocks UV rays.
DUAL-PANE	★★★★	★★	★★★★★	★★★★
TRIPLE-PANE GLASS	★★★★★★	★★★★★★	★★★★	★★★★★★
LOW-E 2 GLASS	★★★★	★★★★	★★★★★	★★★★★★
LOW-E 4 GLASS	★★★★	★★★★	★★★★	★★★★★★
HIGH-ALTITUDE	★★★★	★★★★	★★★★★	★★★★★★
LAMINATED GLASS	★★★★	★★★★	★★★★	★★★★★★

Dual Insulating Glass Construction	STC	OITC*	Frequency (Hz)														
			100	125	160	200	250	315	400	500	630	800	1000	1250	1600	2000	2500
			Sound Transmission Loss (dB)														
1" overall- ¼", glass, ½", airspace, ¼" glass	35	30	27	24	29	22	22	25	30	33	35	35	38	40	42	37	37
1" overall- ¼", glass, ½", airspace, ¼" glass	38	31	27	23	28	21	27	29	34	35	37	37	41	43	45	44	39
Triple Insulating Glass Construction	STC	OITC*	Frequency (Hz)														
			100	125	160	200	250	315	400	500	630	800	1000	1250	1600	2000	2500
			Sound Transmission Loss (dB)														
1- ¾" overall - ¼" glass, ½" airspace, ¼" glass, ½" airspace, ¼" glass	39	31	25	22	29	24	25	29	34	37	40	40	43	46	48	47	41
2- ¾" overall - 3/8" glass, ¾" airspace, 5/16", glass ¾" airspace, 1/4" glass, 0.60" PVB, ¼" glass	45	35	33	30	34	37	39	43	44	45	46	46	43	41	43	49	55

Finishes and Colors

TEZA finishes include in-stock and designer selections, customizable to match nearly any color. Standard finishes feature powder-coated Cartier Black and Cartier White. TEZA's durable powder coating provides exceptional resistance to wear, scratches, and corrosion, ensuring long-lasting performance and aesthetic appeal.

Color Choice




Cartier Black



Cartier White



White Oak



Ferrero Gray



Cartier Silver



Light Silver



Gold Oak




Walnut Wood




Hainan Scented Rosewood




Ash



Mocha Coffee

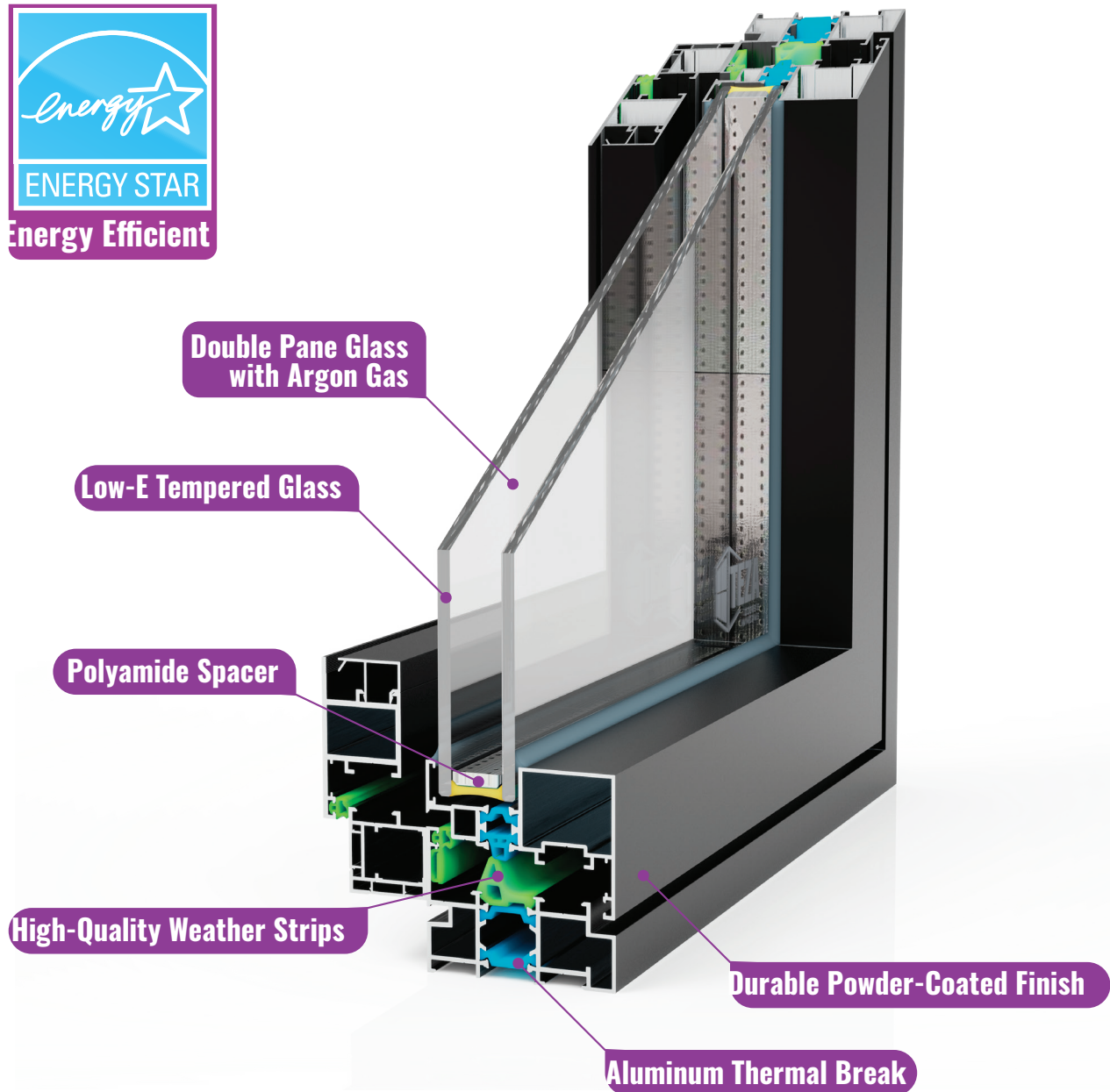


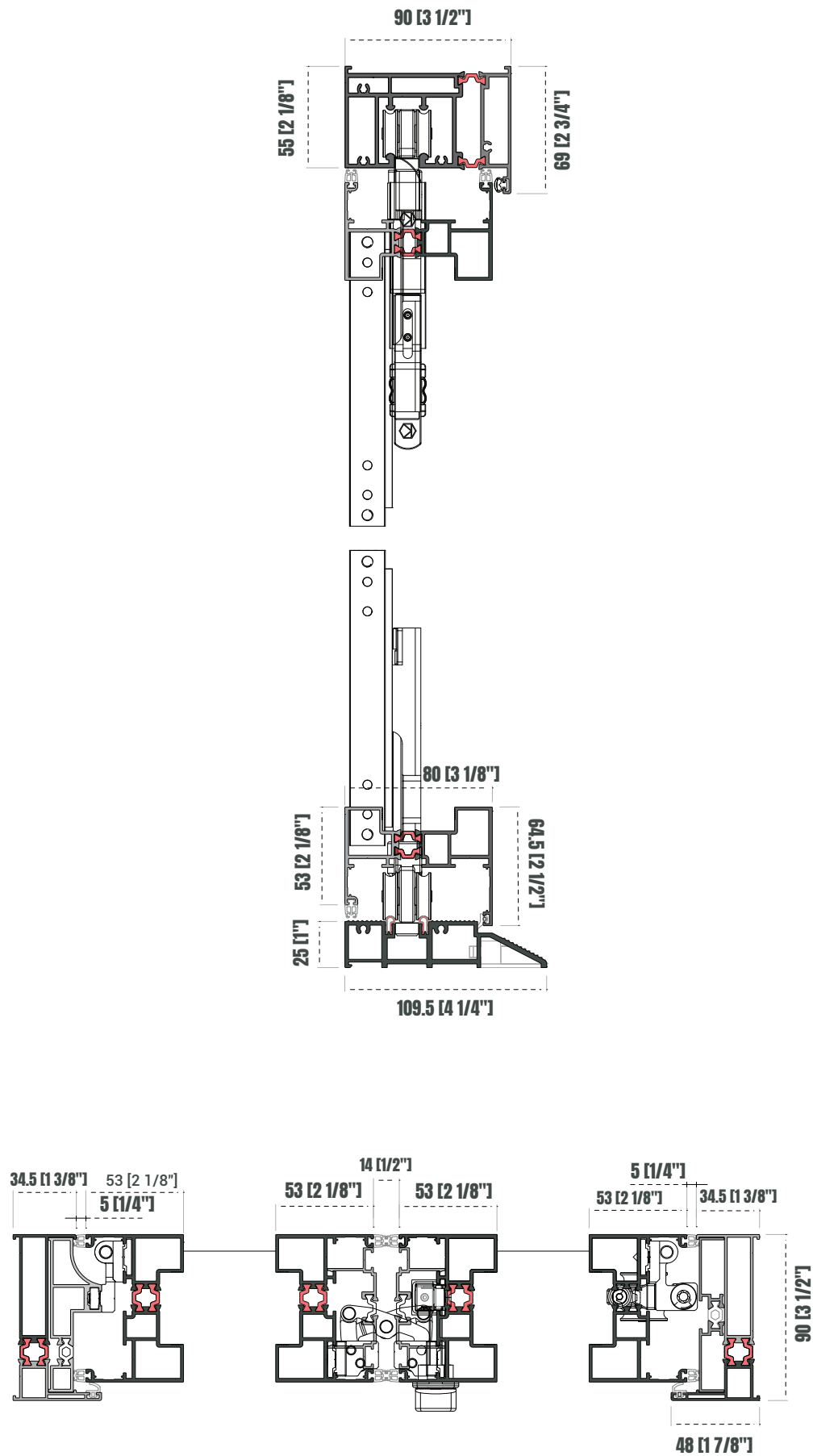
Indians Red Oak



Cartier Dark Coffee

89 Series Highlights

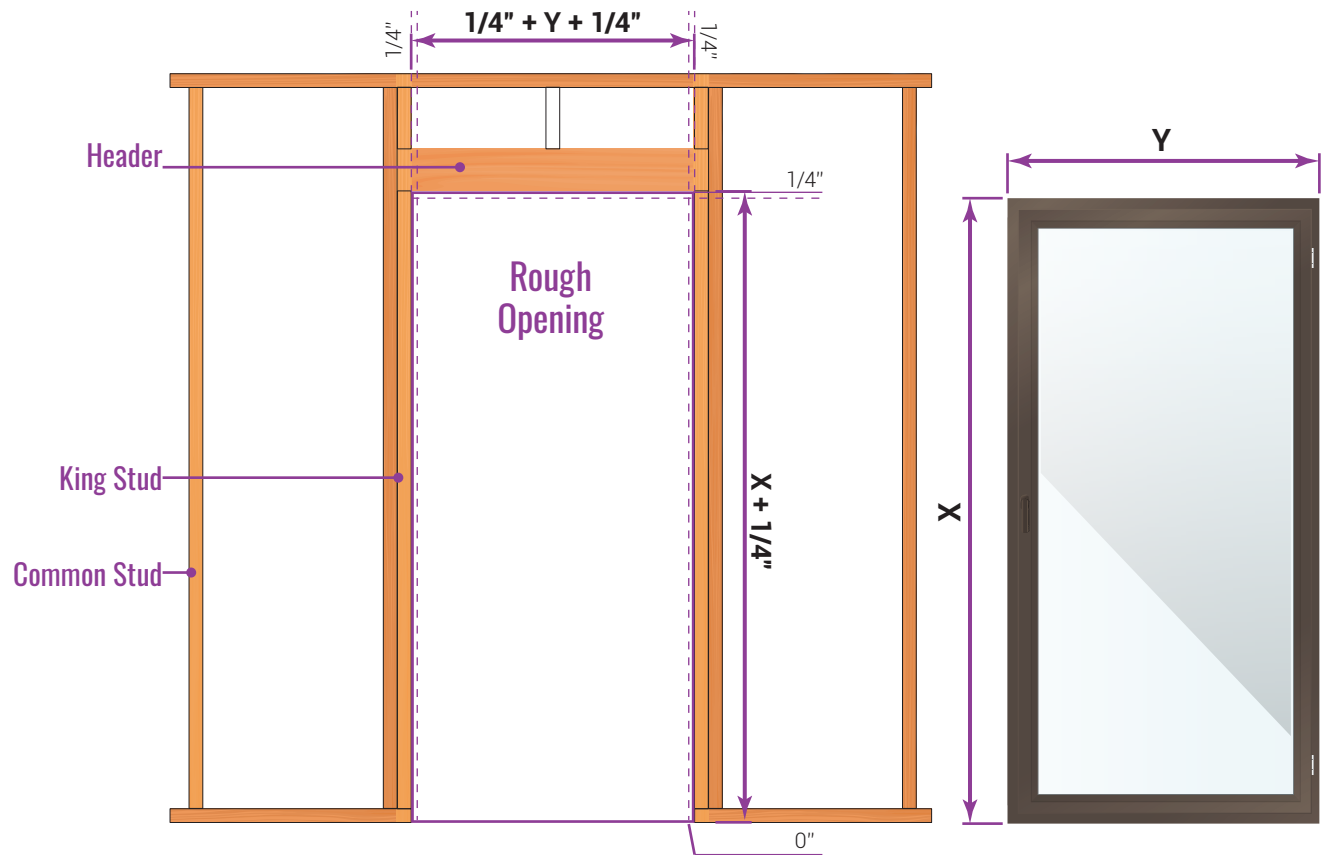




Measurements and Rough Opening

TEZA products sizes its products from the frame to frame. The sizes on the invoice will be exact sizes of products. For rough opening requires 1/4" to each side (left, right and top).

Installation is the sole responsibility of the home owner, distributor user contractor, or their representative.



Notes

- For rough opening size, allow a minimum 1/4" gap between the Door and rough opening.
- All dimensions are in mm or inches.
- All dimensions are to be checked on site.
- Any discrepancy between the architectural drawing and other drawings relevant for construction should be notified before commencement.
- Sill pans are required by code for doors and windows.



Teza's aluminum products are exceptionally recyclable. In fact, aluminum is one of the most recyclable materials on the planet, capable of being recycled repeatedly without losing its quality or integrity.



(818)818-6001



sales@Tezadoors.com



www.Tezadoors.com



4943 Telegraph Rd
Los Angeles, CA 90022