

TEZA 65 Series



Fixed Window

Explore a world of possibilities with TEZA Doors and Windows, where we don't just open doors, we create entrances to a better living. Welcome home.



TEZA's Fixed Window is a picture window designed to be inoperable, offering unobstructed views that invite the beauty of nature into your space.

Product Overview

TEZA's **65 Series Fixed Windows** are expertly designed without moving parts, requiring minimal maintenance compared to operable windows. These picture windows enhance views, maximize natural light, improve energy efficiency, and add architectural appeal to both residential and commercial spaces.

Crafted with precision using high-quality materials and advanced manufacturing techniques, our windows ensure durability and long-lasting performance. Their sleek, unobstructed design complements various architectural styles, making them a practical and aesthetically pleasing choice for any setting. Experience the perfect blend of form and function with TEZA's 65 Series Fixed Windows. **Available in widths ranging from 12" to 118" and heights from 12" to 118".**

Energy Efficiency

Glass can be clear or customized with coatings like Low E2 and Low E4 to enhance energy efficiency and comfort. These Low-E coatings reflect infrared heat, helping keep interiors cooler in summer and warmer in winter, while still transmitting visible light. They also improve insulation and reduce UV rays that can fade furniture. When combined with thermally broken aluminum frames, which provide additional insulation, these features significantly improve the thermal performance of windows and doors, resulting in increased energy savings, lasting comfort, and added value for both residential and commercial spaces.

Performance Chart

Frame Material	Aluminum 6063-TS
Frame Thickness	1.72mm DSLS115ZB-02A
U-Factor	0.30
Argon Fill	90%
Solar Heat Gain Coefficient	0.23
Visible Transmittance	0.51
Air Leakage	0.30
Sound Performance	0.30
Wind Load Resistance	77 mph

Inspection Report

No.	Inspection Item	Unit Symbol	Standard Requirement	Inspection Result	Result
1	Mg	%	0.45-0.9	0.46	Qualified
2	Si	%	0.20-0.6	0.38	Qualified
3	Fe	%	≤0.35	0.16	Qualified
4	Cu	%	≤0.10	0.03	Qualified
5	Zn	%	≤0.10	0.03	Qualified
6	Mn	%	≤0.10	0.03	Qualified
7	Cr	%	≤0.10	0.02	Qualified
8	Ti	%	≤0.10	0.03	Qualified

Glass Options

Standard

DUAL-PANE INSULATED GLASS (1/4" - 5mm/pane)

This high-performance double glazing system features two glass panes separated by an argon-filled gap, significantly reducing heat transfer. This advanced insulation enhances energy efficiency, indoor comfort, and lowers energy costs, making it a smart choice for any building.

Custom

TRIPLE-PANE INSULATED GLASS (1/4" - 5mm/pane)

TEZA's TRIPLE-PANE GLASS features an advanced multi-pane design, offering exceptional thermal insulation that significantly outperforms standard glass. The additional layers of glass, separated by argon-filled air gaps, minimize heat and cold transfer, helping maintain indoor temperatures for greater comfort and long-term energy savings. This system also enhances noise reduction, while providing increased security and durability against impacts and harsh weather conditions.

Standard

LOW-E2 GLASS (OFFLINE) (1/4" - 5mm/pane)

TEZA's LOW-E2 GLASS is designed to minimize heat loss in winter and reduce heat gain in summer while maintaining excellent visibility and year-round energy efficiency. It adapts to various climates, blocking 85% of harmful UV rays and 65% of re-radiated solar heat, ensuring a comfortable and energy-efficient indoor environment.

Custom

LOW-E4 GLASS (OFFLINE) (1/4" - 5mm/pane)

TEZA's LOW-E4 GLASS delivers exceptional energy efficiency by reflecting heat back into the home while blocking 90% of harmful UV rays and 72% of solar heat. Designed for superior insulation and solar control, it also provides better insulation than standard glass and enhances soundproofing, making it an ideal choice for various climates.

Custom

HIGH-ALTITUDE INSULATED GLASS (1/4" - 5mm/pane)

TEZA's HIGH-ALTITUDE GLASS is specifically engineered for use in elevated areas above 2,000 feet. Instead of argon gas, it features integrated capillary tubes that equalize pressure between the glass panes, preventing issues like bowing and breakage caused by lower atmospheric pressure. This specialized design ensures durability, longevity, and optimal performance in high-altitude environments.

Custom

LAMINATED GLASS (1/4" - 5mm/pane)

Teza Laminated Glass is a safety glass designed specifically for windows and doors, featuring two or more panes bonded with a durable interlayer, typically polyvinyl butyral (PVB). This construction ensures that the glass remains intact when shattered, enhancing safety and preventing injury. Ideal for residential and commercial applications, Teza Laminated Glass also offers improved noise reduction and weather resistance, making it a reliable choice for any window or door setting.

Standard

Double Tempered Glass (1/4" - 5mm/pane)

Teza Double Tempered Glass features two panes of heat-treated glass separated by a sealed airspace, enhancing strength and safety. It shatters into small, blunt pieces if broken, reducing injury risk. The sealed airspace improves thermal insulation and energy efficiency, making it ideal for windows and doors in any area, including fire zones, where safety and durability are paramount.

Glass Type	U-Factor Reduces heat loss.	Solar Heat Gain Coefficient Limits solar heat	Visible Light Transmittance Controls light passage.	UV Protection Blocks UV rays.
DUAL-PANE	★★★★	★★	★★★★★	★★★★
TRIPLE-PANE GLASS	★★★★★★	★★★★★★	★★★★	★★★★★★
LOW-E 2 GLASS	★★★★	★★★★	★★★★★	★★★★★★
LOW-E 4 GLASS	★★★★	★★★★	★★★★	★★★★★★
HIGH-ALTITUDE	★★★★	★★★★	★★★★★	★★★★★★
LAMINATED GLASS	★★★★	★★★★	★★★★	★★★★★★

Dual Insulating Glass Construction	STC	OITC*	Frequency (Hz)																	
			100	125	160	200	250	315	400	500	630	800	1000	1250	1600	2000	2500	3150	4000	5000
			Sound Transmission Loss (bB)																	
1" overall- ¼", glass, ½", airspace, ¼" glass	35	30	27	24	29	22	22	25	30	33	35	35	38	40	42	37	37	43	46	49
1" overall- ¼", glass, ½", airspace, ¼" glass	38	31	27	23	28	21	27	29	34	35	37	37	41	43	45	44	39	46	49	52
Triple Insulating Glass Construction	STC	OITC*	Frequency (Hz)																	
			100	125	160	200	250	315	400	500	630	800	1000	1250	1600	2000	2500	3150	4000	5000
			Sound Transmission Loss (dB)																	
1- ¾" overall – ¼" glass, ½" airspace, ¼" glass, ½" airspace, ¼" glass	39	31	25	22	29	24	25	29	34	37	40	40	43	46	48	47	41	47	52	58
2- ¾" overall – 3/8"glass, ¾" airspace,5/16" , glass ¾" airspace,1/4" glass, 0.60" PVB, ¼" glass	45	35	33	30	34	37	39	43	44	45	46	46	43	41	43	49	55	57	61	65

Finishes and Colors

TEZA finishes include in-stock and designer selections, customizable to match nearly any color. Standard finishes feature powder-coated Cartier Black and Cartier White. TEZA's durable powder coating provides exceptional resistance to wear, scratches, and corrosion, ensuring long-lasting performance and aesthetic appeal.

Color Choice




Cartier Black



Cartier White



White Oak



Ferrero Gray




Cartier Silver



Light Silver



Gold Oak




Walnut Wood




Hainan Scented Rosewood




Ash



Mocha Coffee

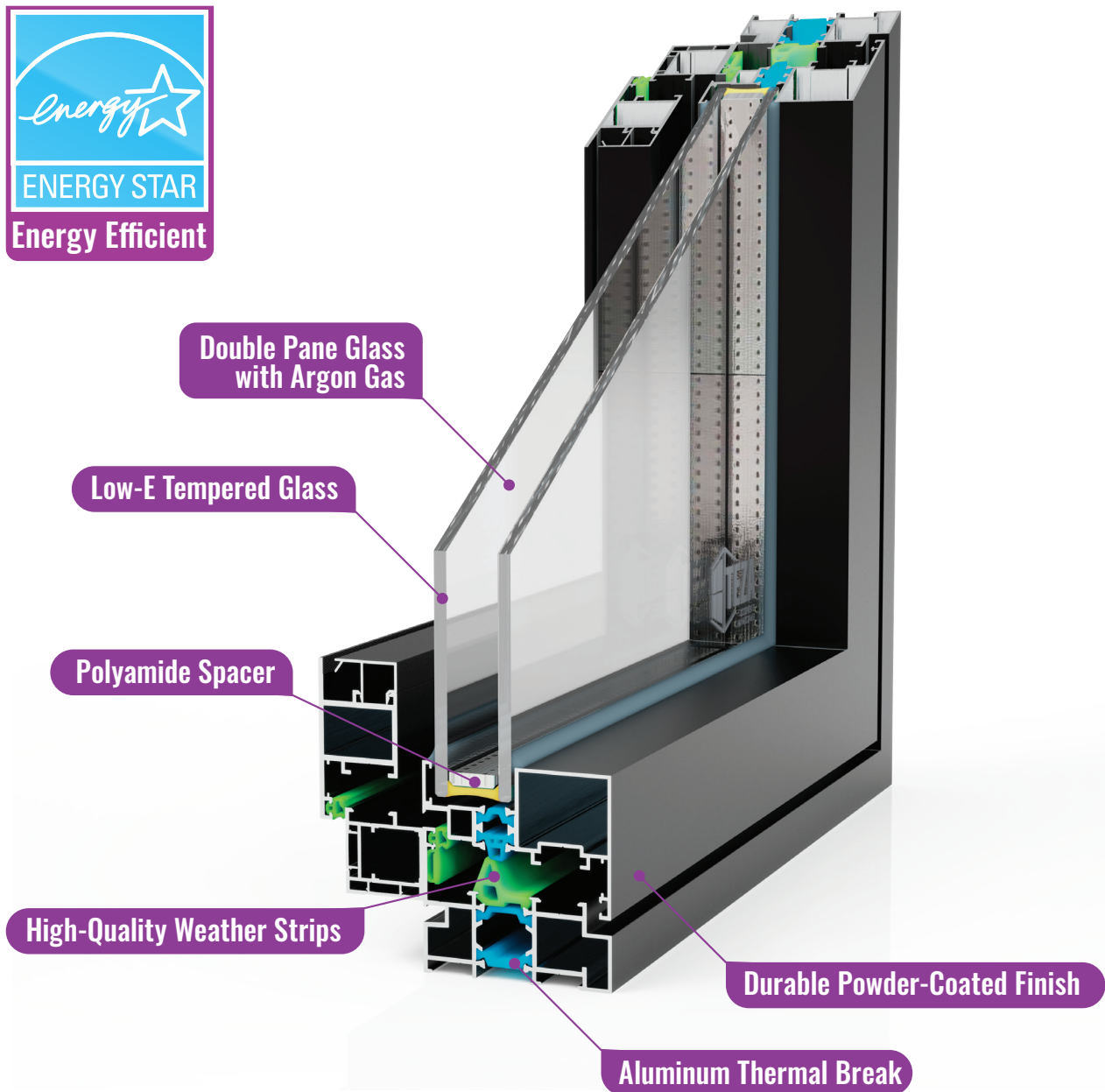


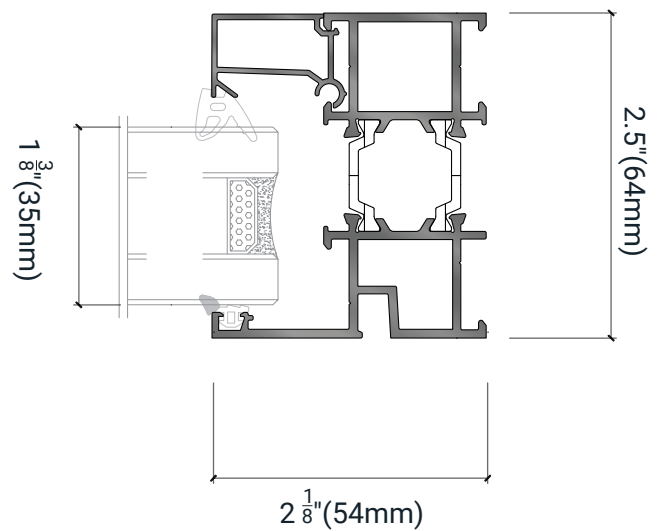
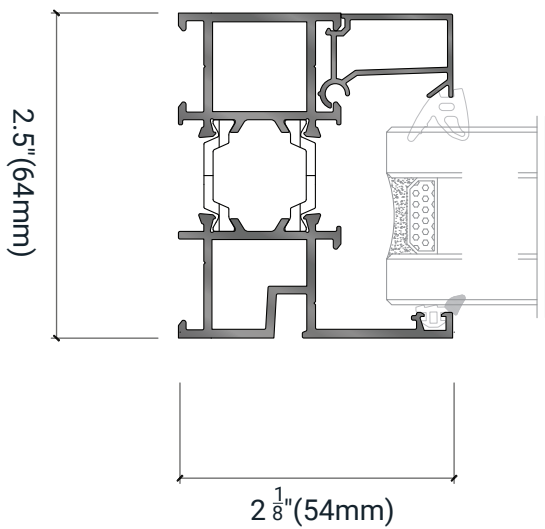

Indians Red Oak



Cartier Dark Coffee

65 Series Fixed Window Highlights



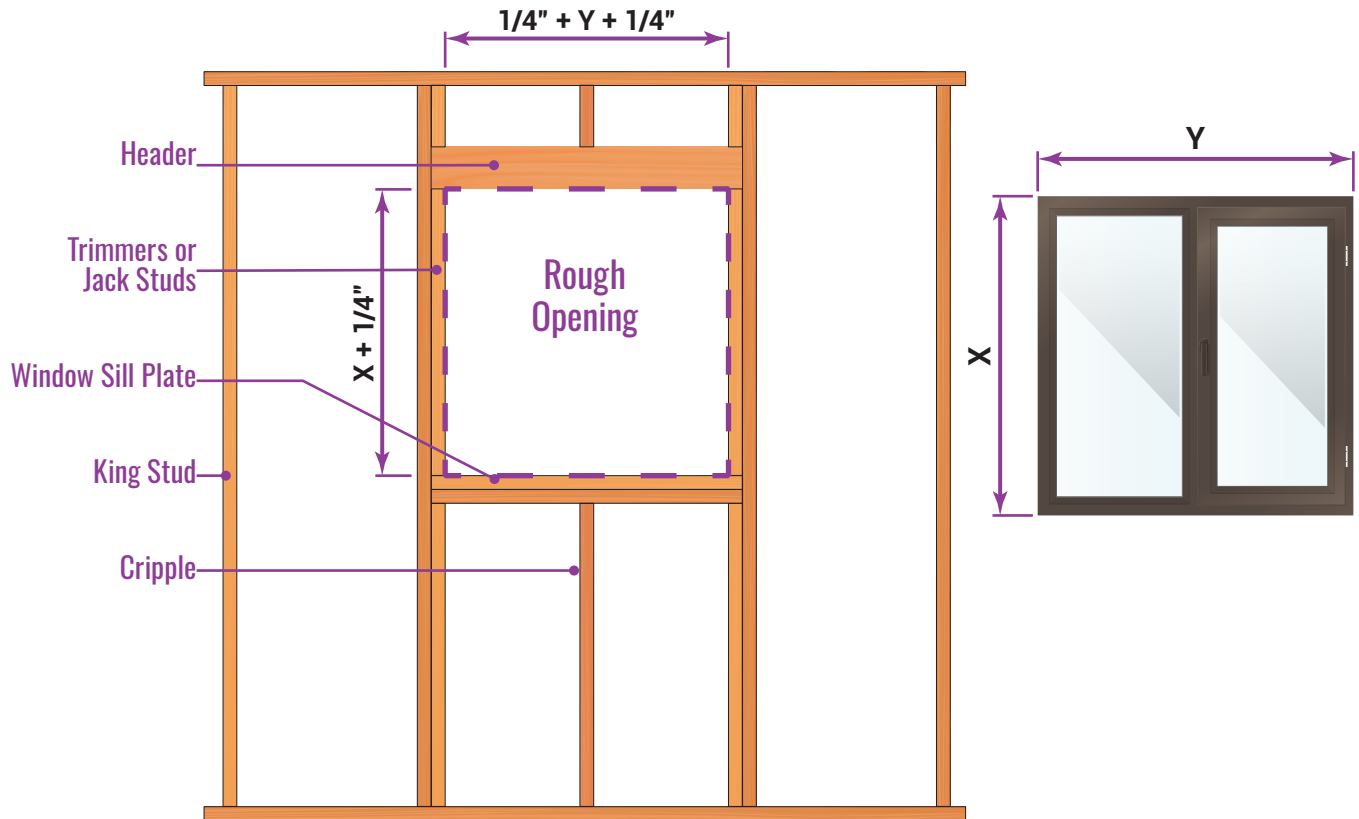


Measurements and Rough Opening

Teza products sizes behind the frame to frame, and sizes on the invoice will be exact sizes of products.

For rough opening requires $1/4"$ to each

Installation is the sole responsibility of the distributor, user contractor, or their representative.



Notes

- All Teza window series flanges are included.
- Flanges are 1" in height and installed with screws.
- For rough opening size, allow a minimum 1/4" gap between the window and rough opening.
- All dimensions are in feet and inches.
- All dimensions are to be checked on site.
- Any discrepancy between the architectural drawing and other drawings relevant for construction should be notified before commencement.
- Sill pans are required by code for doors and windows.



Teza's aluminum products are exceptionally recyclable. In fact, aluminum is one of the most recyclable materials on the planet, capable of being recycled repeatedly without losing its quality or integrity.



(818)818-6001



sales@Tezadoors.com



www.Tezadoors.com



4943 Telegraph Rd
Los Angeles, CA 90022