

88 Series Bi-fold Door



The 88 Series Bi-fold Door is a premium choice for any setting, offering a combination of advanced features designed for superior performance and durability. It boasts a robust 3-point locking system, ensuring enhanced security. As a thermal break door, it provides excellent insulation, making it suitable for all climates. The door is powder coated for a sleek finish and increased resistance to wear and tear. It features adjustable hinges for easy installation and alignment, along with a flushed handle that adds to its modern aesthetic. Thick weather stripping between each panel ensures outstanding weatherproofing, effectively preventing water ingress and maintaining a comfortable interior environment.

These doors are designed with a 2 7/8" (73mm) frame depth and are available in panel widths ranging from 26" to 40" and heights from 80" to 96".

PRODUCT FEATURES

- Slim
- Thermal Break
- Powder Coated
- 3 Point Lock
- Adjustable Hinges
- Flushed Handle
- Low Track
- Low-E2 Tempered Glass
- IG-Argon Gas Filled Glass

Scan for
Product Details




Product Accessories



Invisible Handle With Keys



Invisible Handle



Lock set and Lock Body



upper and lower pulleys



Handle for Door



Lock Cylinder. Keys



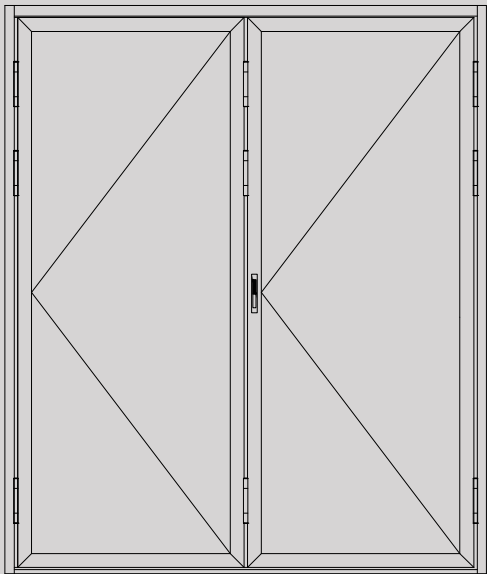
Latch Holder with Pins, Bolt, automatic bolt



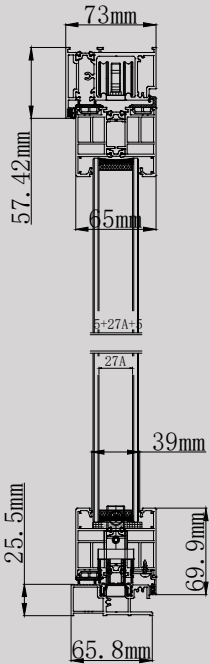
limiter



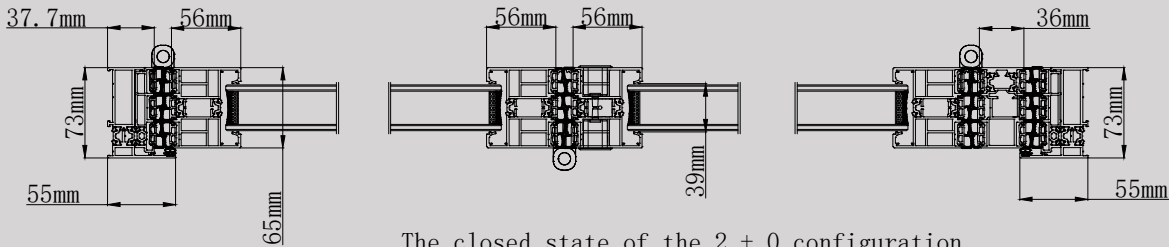
Hinge



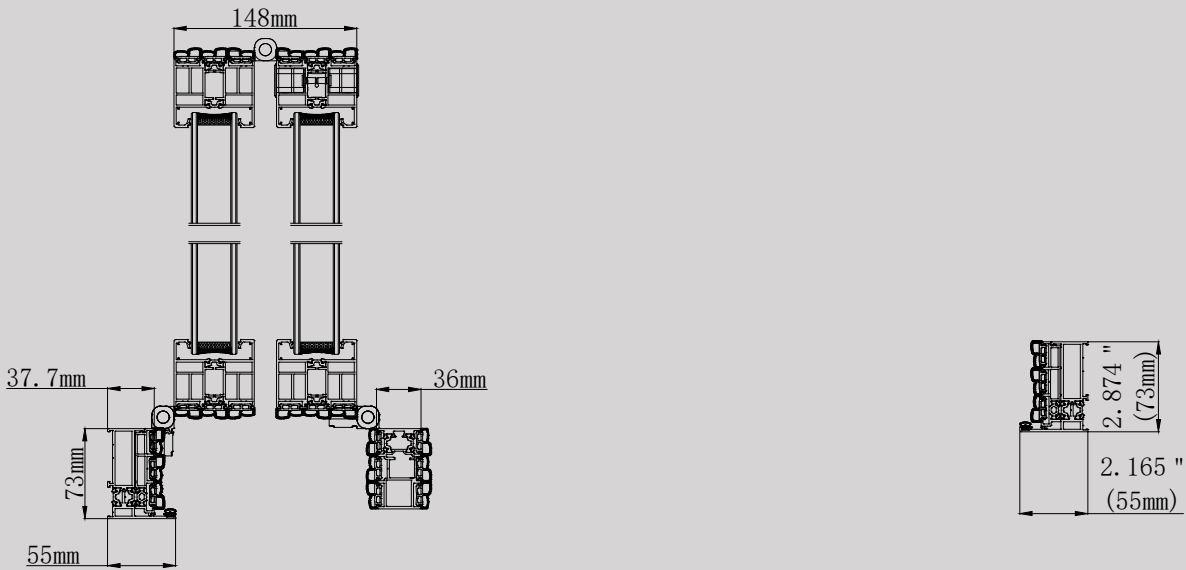
888 surface-mounted hinges, with a 2 + 0 configuration, for low-rail outward-folding folding doors.



Outward-folding, low-rail, up-and-down positioning structure.



The closed state of the 2 + 0 configuration.



The open state of the 2 + 0 configuration.