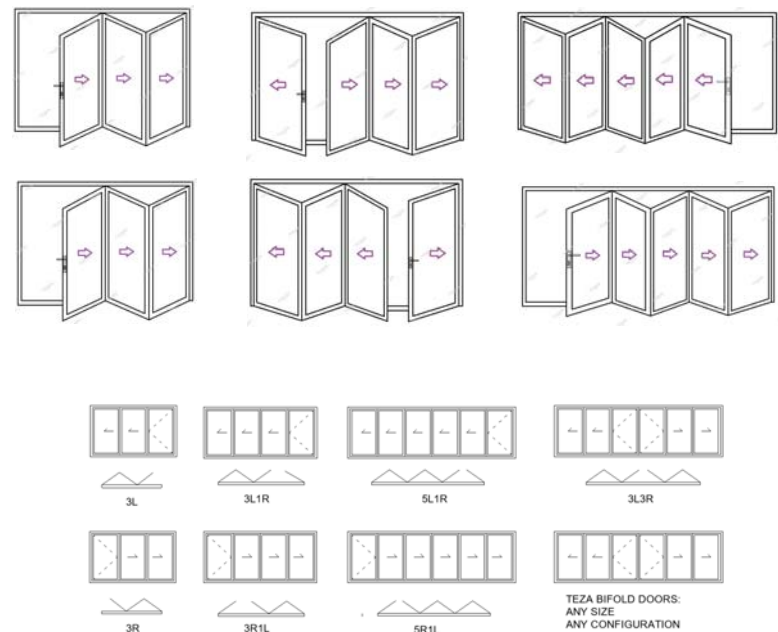
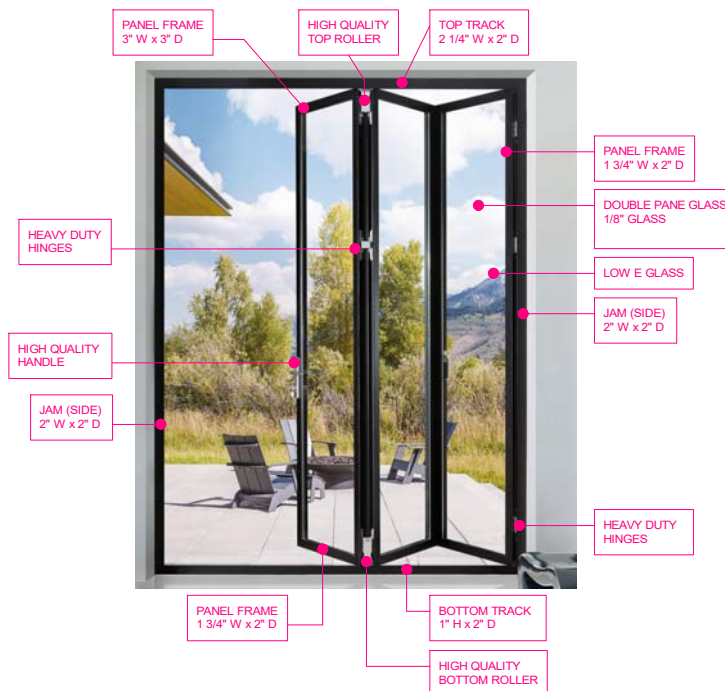


FOLDING DOOR CONFIGURATIONS



60 SERIES FOLDING DOOR DETAILS



TITLE 24

TEZA BIFOLD PATIO DOORS ARE IN COMPLIANCE WITH BUILDING CODE (TITLE 24) THAT HAS BEEN TESTED BY 3RD PARTY. CURRENTLY, WE ARE IN THE PROCESS OF GETTING COMPLIANCE WITH NFRC LAB.

SHGC RATING	U- FACTOR
0.26	0.32

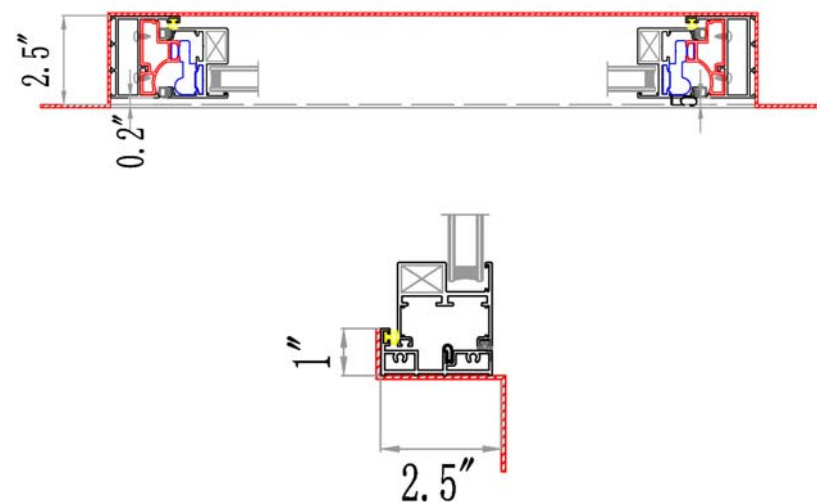
GLASS DETAILS

- DOUBLE TEMPERED GLASS
- EACH PANE 5MM GLASS
- E GLASS 100% BLOCK UV
- FILLED WITH ARGON GAS

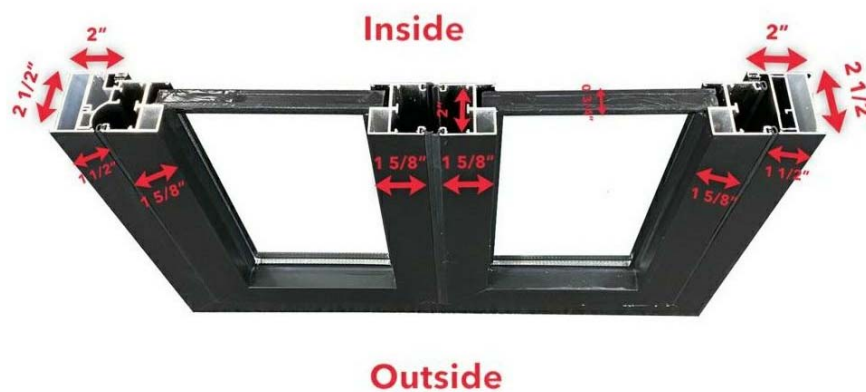


TEZA 60 SERIES BIFOLD DOOR'S SILL PAN

TEZA SILL PAN MADE FROM BEST GRADE OF ALUMINUM WITH POWDER COATED PAINT, AND MATCHES WITH BIFOLD DOOR PAINT AND HEIGHT OF BOTTOM TRACK.

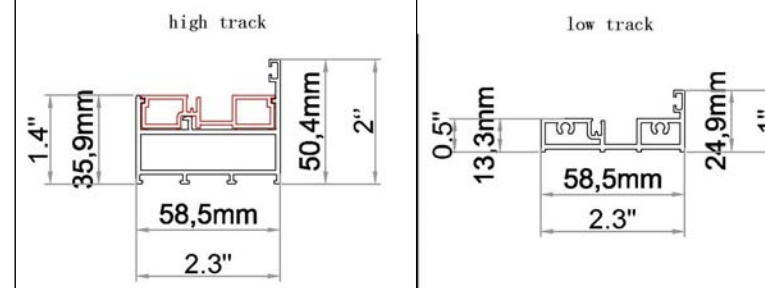


PANEL & GLASS DETAIL



PANEL DETAILS

TEZA 60 SERIES HAS SUPER SLIM FRAME WHICH MAKES IT SUPER LIGHT WEIGHT CAN FOLD OR UNFOLD PANELS WITH MINIMUM FORCE. THE TEZA 60 SERIES FOLDING DOOR DOESN'T HAVE THERMAL BREAK ALUMINUM SYSTEM WHICH IS WHY IT IS BEST FOR LOCATIONS WITH WARMER TEMPRETURE.



ROUGH OPENING:

TEZA BIFOLD DOOR ROUGH OPENING REQUIRES 1/4" ON EACH SIDE OF THE BIFOLD DOOR'S FRAME. A 120" X 80" BIFOLD DOOR WILL USE A ROUGH OPENING OF APPROXIMATELY 120 1/2" X 80 1/4" TO FIT. ALWAYS REMEMBER TO SQUARE UP YOUR DOOR BEFORE YOU NAIL THE FRAME IN PLACE TO ASSURE IT WILL CLOSE PROPERLY.

- + Aluminum (Non Thermal Break)
- + Popular for Locations With Warmer Climate
- + Customizable
- + Powder Coated
- + Hidden Hinges
- + Slim Frame

TEZA DOORS
 20115 NORDHOFF ST
 CHATSWORTH, CA 91311
 WWW.TEZADOORS.COM
 CALL: (818) 818-6001

PROJECT

DOOR TYPE

TEZA 60 SERIES ALUMINUM FOLDING DOOR

Notes

1. All dimensions are in feet & inches.
2. All dimensions are to be checked on site.
3. Any discrepancy between the architectural drawing and other drawings relevant for construction should be notified before commencement.